







Schedule 28th Jan., 2022 (Fri.)

	8:00	9:00	10:00	11:00	12:00	13:00
Room 1 Hall C (4F)						
Room 2 Hall B7(1) (7F)		Opening Ceremony	Chairman Program 1 Philosophy of Succession - Surgical Education by Experts Takashi Kojima Akihiro Hoshino P.34~	Symposium 2 The shape of things to come in glaucoma filtering surgery Makoto Aihara Kiyoshi Kano P.12~		Luncheon Seminar 1 How to manage difficult cases of cataract surgeries HOYA CORPORATION Medical Division P.68~
Room 3 Hall B7(2) (7F)						
Room 4 Hall B5(1) (5F)		Educational Seminar 1 Eyelid surgery Biji Araki Kengo Hayashi P.18~	Educational Seminar 3 Minor surgery procedures on the cornea Yuichi Hori Tohru Sakimoto P.22~		Luncheon Seminar 2 The selection of an intraocular lens to meet patient's needs Santen Pharmaceutical Co., Ltd. P.70~	
Room 5 Hall B5(2) (5F)		Educational Seminar 2 Basics of lacrimal surgery Nozomi Matsumura Masahiro Fujimoto P.20~	Educational Seminar 4 Cataract surgery: Basic procedure and education Shuichiro Eguchi Katsuya Mitooka P.24~		Luncheon Seminar 3 Pursuing the improvement of a patient satisfaction AMO Japan K.K. P.72~	
Room 6 Hall D7 (7F)		Symposium 1 Latest! Update on treatments for vitreoretinal disease Goro Watanabe Taku Sato P.10~	Chairman Program 2 3D digital cataract surgery Kazuo Ichikawa P.36~		Luncheon Seminar 4 Eyelid surgery - recovery from eccentric state. Pana Medical Co., Ltd. P.74~	
Room 7 Hall D5 (5F)		Instruction Course 1 Cataract surgery practical course for young surgeons and instructors Masayuki Ouchi Hisaharu Suzuki P.62	Educational Seminar 5 Let's enjoy the surgery movie! Koji Nimi Kenichi Mihara P.26~		Luncheon Seminar 5 The endoscopic surgery of the selected ophthalmic surgeons. FiberTech Co., Ltd. P.76~	
Room 8 G510 (1F)		Oral 1 Glaucoma "Glaucoma filtering surgery" Mari Ueki Takeshi Hara P.40~	Oral 4 Cataract "Toric and Multifocal Intraocular Lenses" Hiroyuki Arai Seiichiro Hata P.46~	Oral 5 Cataract "Research of vitreoretinal surgery 1" Yoshihiro Tokuda Kiyoshi Ishii P.48~		
Room 9 G409 (4F)		Oral 2 Refractive surgery "Refractive Surgery Related/Others" Hiroyuki Arai Ikuko Toda P.42~	Oral 3 Glaucoma "Glaucoma canal surgery 1" Naoto Tokuda Shinichiro Kuroda P.44~	Oral 6 Glaucoma "Glaucoma canal surgery 2" Takuhai Shoji Masaki Tanito P.50~		
Room 10 Hall E(1) (B2F)		Instruction Course 2 Surgical strategy for exfoliation glaucoma Yasumasa Otori Tomoko Naito P.62	Instruction Course 3 Corneal Endothelial disease and Corneal Endothelial Keratoplasty Tsutomu Inatomi Shigeru Kinoshita P.63			
Poster Venue Hall E (1) (B2F)		Poster Mounting			Poster Viewing	
Exhibition Venue Hall E (1) (B2F)		Exhibition				

 Symposium	 Chairman Program	 Instruction Course
 Educational Seminar	 Oral	 Luncheon Seminar

	14:00	15:00	16:00	17:00	18:00	19:00
	Educational Seminar 6 Equipment required for refractive surgery Kazutaka Kamiya Shiro Amano P.28~	Instruction Course 6 The technique of anesthesia for Ophthalmic surgery Naoshi Tsurumaru Takeshi Tsurumaru P.64				
	Chairman Program 3 the future of Laser treatment for glaucoma Makoto Aihara P.38~	Instruction Course 7 Fundamentals for Optimal Visibility in Ophthalmic Microsurgery Hisato Ohno Kei Shinoda P.65				
	Educational Seminar 7 Vitreous surgery for diabetic retinopathy Hisanori Imai Kazuyuki Emi P.30~	Educational Seminar 8 Cataract surgery: focusing refractive strategies and outcome Kazuo Ichikawa Yoshihiko Ninomiya P.32~				
	Symposium 3 Mastering the Dacryoendoscopy: Terminology and Practice. Naoshi Tsurumaru Chika Miyazaki P.14~	Instruction Course 8 Learn from a glaucoma specialist-Commitment to improving surgical results- Koji Namiguchi Shinichiro Teranishi P.65				
	Instruction Course 4 Therapeutic strategy for ocular surface diseases Jun Shimazaki P.63	Symposium 4 Leading edge of corneal surgeries Hiroshi Takahashi Tetsuya Kawakita P.16~				
	Oral 7 Cataract "Surgical Techniques 2" Tsukasa Hanemoto Katsuya Mitooka P.52~	Oral 10 Refractive surgery "Phakic IOL" Yoshihiro Kitazawa Emiko Miki P.58~				
	Oral 8 Eyelid, Orbit "Eyelid · Orbit" Tokuhide Oyama Tatsuya Yunoki P.54~	Oral 9 Cornea, Conjunctiva, Sclera "Cornea" Shunji Yokokura Tetsuya Toyono P.56~	Oral 11 Cataract "Multifocal Intraocular Lenses 2" Masayuki Ouchi Yoshitaka Oka P.60~			
	Instruction Course 5 Introduction to Vitrectomy for Cataract Surgeons, Part 2 Shinichiro Kobayakawa Hisaharu Suzuki Eiichi Nishimura P.64	Instruction Course 9 To reach the peak of oculoplastic surgery: Oculoplastic surgery for epiphora Akihide Watanabe Shinsuke Kinoshita P.66				
	Poster Viewing					
	Exhibition					

Schedule 29th Jan., 2022 (Sat.)

	8:00	9:00	10:00	11:00	12:00	13:00
Room 1 Hall C (4F)			Symposium 5 Surgical strategy for pediatric ophthalmology Koji Nomra Takeshi Morimoto P.80~	Vice Chairman Program Ambulatory minor surgery at the clinic that can be done from tomorrow Ichihiro Sugita P.108~		
Room 2 Hall B7(1) (7F)			Instruction Course 10 Check it out! Common troubleshooting for cataract surgery beginners. Mayumi Nagata Risako Higa P.122	Educational Seminar 11 Basic techniques in glaucoma filtering surgery Shiro Mizoue Takuhei Shoji P.90~		Luncheon Seminar 6 Refractive Cataract Surgery, now in demand Sekimura corporation P.150~
Room 3 Hall B7(2) (7F)			Educational Seminar 9 Basic techniques in glaucoma canal surgery Akiyasu Kanamori Yuta Saito P.86~	Educational Seminar 12 Cataract surgery: Challenging case and complication management Masayuki Ouchi Yusuke Oshima P.92~		Luncheon Seminar 7 Refractive Cataract Surgery, now in demand Alcon Japan Ltd P.152~
Room 4 Hall B5(1) (5F)	Morning Seminar 1 Supporting Community Health Care~Tackling Challenges from the Clinic~ Novartis Pharma K.K. P.146~		Instruction Course 11 Benefits of endoscope and tips on how to use it Kazushi Fujimoto Norihiko Yoshida P.122	Symposium 6 Refractive surgery to improve quality of life Jun Shimazaki Ikuko Toda P.82~		Luncheon Seminar 8 Vitreous Surgery Dojo 2022 HOYA CORPORATION Medical Division P.154~
Room 5 Hall B5(2) (5F)	Morning Seminar 2 More seeing! More efficient! Acquire the new cataract surgery! Alcon Japan Ltd P.148~		Educational Seminar 10 Pathophysiology and surgery of pterygium Jun Shimazaki Taiichiro Chikama P.88~	Educational Seminar 13 Basic procedures in strabismus surgery and Botox injection Kayo Shinomiya Yugo Kimura P.94~		Luncheon Seminar 9 Ongoing monofocal intraocular lens evolution AMO Japan K.K. P.156~
Room 6 Hall D7 (7F)			Chairman Program 4 Blepharoptosis & Entropion (most familiar disorders in oculoplastic surgery) Yoshihiko Tanabe P.106~	Instruction Course 14 Learning Glaucoma Care from Cases 2 Shunsuke Nakakura Kenji Nakamoto P.124		Luncheon Seminar 10 Why don't we perform iStent inject W? Glaukos Japan GK P.158~
Room 7 Hall D5 (5F)			Instruction Course 12 A Step Toward Mastering Proliferative Diabetic Retinopathy Surgery Akira Watanabe Taiji Nagaoka P.123	Instruction Course 15 Tips and pitfalls for eyelid care Kentaro Sueoka YU Ota P.124		Luncheon Seminar 11 New Treatment Strategies for Neuromyelitis Optica Spectrum Disorders (NMOSD) Chugai Pharmaceutical Co P.160~
Room 8 G510 (1F)			Oral 12 Retina and Vitreous "Case reports 1 (macular surgery)" Shoji Kuriyama Akira Hirata P.110~	Oral 14 Cataract "IOL Power Calculation and Intraoperative" Chikako Suto Risako Higa P.114~		Luncheon Seminar 12 A partner in the operating room -Approach to the charm of Leica Proveo8- Leica Microsystems/ FUJII-MEDICAL P.162~
Room 9 G409 (4F)			Oral 13 Cataract "Scleral Fixation and Ciliary Sulcus Fixation" Toshihiko Ohta Shinichiro Kobayakawa P.112~	Oral 15 Cataract "Advanced cases and Complications" Takuya Shiba Takashi Kojima P.116~		Luncheon Seminar 13 Potential of the digital microscope ZEISS ARTEVO 800 Carl Zeiss Meditec Co., Ltd. P.164~
Room 10 Hall E(1) (B2F)			Instruction Course 13 No pain, no gain. Un expected pitfalls of cataract surgery. Hiroyuki Matsushima Katsuya Mitooka P.123	Instruction Course 16 Primary Vitrectomy for Rhegmatogenous Retinal Detachment Tsukasa Hanemoto Keita Yamakiri P.125		
Poster Venue Hall E (1) (B2F)	Poster Viewing					
Exhibition Venue Hall E (1) (B2F)	Exhibition					

	14:00	15:00	16:00	17:00	18:00	19:00
	Special session Chair: Takashi Kitaoka Speaker: Miyake Kensaku P.2~	Special Lecture Our response for COVID-19, so far and in the future Chair: Hiroshi Takahashi Speaker: Shigeru Omi P.4~	Invited Lecture Introduction to Venous Overload Choroidopathy Chair: Tatsushi Kaga Speaker: Richard F. Spaide P.6~	Symposium 7 Preoperative planning and surgical strategies Kazunori Miyata Eiichi Nishimura P.84~		
	"50-year journey of ophthalmic microsurgies" 50 Years of Japanese Ophthalmic Surgery: Review and Prospects			Educational Seminar 14 Clinical practice of refractive surgery Yoshihiro Kitazawa Sachiko Fukuoka P.96~		
				Educational Seminar 15 Fundamental techniques of keratoplasty Tutomu Inatomi Shunji Yokokura P.98~		
				International Video Symposium Shigeru Kinoshita Shuichiro Eguchi P.102~		
				Educational Seminar 16 Basic techniques in glaucoma laser treatment Kazuyuki Hirooka Kenji Nakamoto P.100~	Evening Seminar Chair: Tsunehiko Yoshida Speaker: Satoshi Iwao P.144~	
				Instruction Course 17 All in one in the field of dacryology 2022 Chika Miyazaki Miou Hirose P.125		
				Instruction Course 18 Basic surgical techniques in oculoplastic surgery Tomoyuki Kashima Yukihiro Imagawa P.126		
				Oral 16 Pediatric Ophthalmology and Strabismus "Pediatric ophthalmology and Strabismus" Kayo Shinomiya Akiko Yamagami P.118~		
				Oral 17 Retina and Vitreous "Research of vitreoretinal surgery 2" Kazuhiro Yoneda Hisanori Imai P.120~		
				Cooperate Seminar Tatsushi Kaga P.166~		
	Poster Viewing				Poster Presentation	
	Exhibition					

